

CRICKET+ 15

design by PERFORMANCE IN LIGHTING



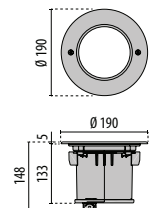

Hotel Don Carlos - Marbella - Spain



- AN-96 / Anthracite gray / Textured
- INOX / Stainless steel / Matt

Series of class I reduced depth in-ground luminaires, comprising:

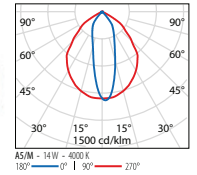
- Black painted anodised die-cast aluminium housing
- Aluminium heat sink
- High-transparency polycarbonate lenses grant an optimized light transmission
- High resiliency anti-ageing silicone gasket with high elastic return capacity
- Extra clear, tempered, flat glass diffuser
- Die-cast aluminium trim painted
- Die-cast aluminium trim painted coated with AISI 316 stainless steel (versions INOX)
- Mains connection device WATER STOP
- Technopolymer recessed casing available as an accessory to guarantee driveability and designed to favour water drainage through the WATER DRAIN system
- Stainless steel external screws
- Floor mounted luminaires are subject to harsh conditions during use. For proper use and safety, they must be correctly installed by qualified personnel and according to the manual instructions
- Do not install luminaires in sunken areas
- If the device is accessible to the public, it is advisable to ensure that the glass temperature is compatible with the prevailing local installation standards. The temperature is indicated on the website, on the data sheet of each item.
- Photometric data measure according to UNI EN 13032-4 and IES LM-79-08



CRICKET+ 15 A/M

IK09 16J xx7

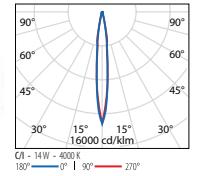
WATTAGE	CLASS	CFI	KELVIN	COS θ ≥ 0.9	OPTIC	OPTIC BEAM	LIGHTSOURCE LUMEN OUTPUT	LUMINAIRE LUMEN OUTPUT	L	B	LIFETIME	COLOUR/ RAL	PART NUMBER	
Power LED 220-240 V 50/60 Hz														
14 W	I	-	80	4000	✓	A5/M	-	1403 lm	717 lm	90	10	94000 h	●	3108365
14 W	I	-	80	3000	✓	A5/M	-	1300 lm	671 lm	90	10	94000 h	●	3108366
14 W	I	-	80	4000	✓	A5/M	-	1403 lm	717 lm	90	10	94000 h	●	3108359
14 W	I	-	80	3000	✓	A5/M	-	1300 lm	671 lm	90	10	94000 h	●	3108360



CRICKET+ 15 C/I

IK09 16J xx7

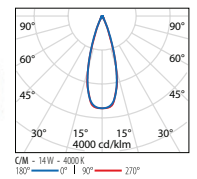
WATTAGE	CLASS	CFI	KELVIN	COS θ ≥ 0.9	OPTIC	OPTIC BEAM	LIGHTSOURCE LUMEN OUTPUT	LUMINAIRE LUMEN OUTPUT	L	B	LIFETIME	COLOUR/ RAL	PART NUMBER	
Power LED 220-240 V 50/60 Hz														
14 W	I	-	80	4000	✓	C/I	-	1403 lm	1069 lm	90	10	94000 h	●	3108369
14 W	I	-	80	3000	✓	C/I	-	1300 lm	1000 lm	90	10	94000 h	●	3108370
14 W	I	-	80	4000	✓	C/I	-	1403 lm	1069 lm	90	10	94000 h	●	3108363
14 W	I	-	80	3000	✓	C/I	-	1300 lm	1000 lm	90	10	94000 h	●	3108364



CRICKET+ 15 C/M

IK09 16J xx7

WATTAGE	CLASS	CFI	KELVIN	COS θ ≥ 0.9	OPTIC	OPTIC BEAM	LIGHTSOURCE LUMEN OUTPUT	LUMINAIRE LUMEN OUTPUT	L	B	LIFETIME	COLOUR/ RAL	PART NUMBER	
Power LED 220-240 V 50/60 Hz														
14 W	I	-	80	4000	✓	C/M	-	1403 lm	1203 lm	90	10	94000 h	●	3108367
14 W	I	-	80	3000	✓	C/M	-	1300 lm	1125 lm	90	10	94000 h	●	3108368
14 W	I	-	80	4000	✓	C/M	-	1403 lm	1203 lm	90	10	94000 h	●	3108361
14 W	I	-	80	3000	✓	C/M	-	1300 lm	1125 lm	90	10	94000 h	●	3108362



MANDATORY ACCESSORIES

DESCRIPTION	COLOR	PART NUMBER
CRICKET+ 15		
CONTROCASSA CRICKET+ 15		3111136



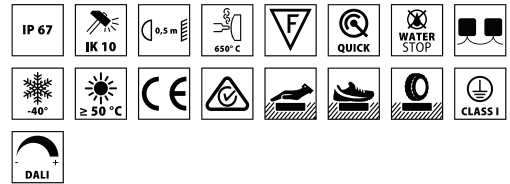
3111136

CRICKET+ 20

design by PERFORMANCE IN LIGHTING



St. Sauveur-le-Vicomte Castle - France



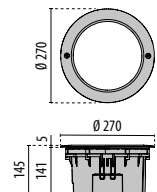
- AN-96 / Anthracite gray / Textured
- INOX / Stainless steel / Matt

Series of class I reduced depth in-ground luminaires, comprising:

- Black painted anodised die-cast aluminium housing
- High-transparency polycarbonate lenses grant an optimized light transmission
- Aluminium heat sink
- High resiliency anti-ageing silicone gasket with high elastic return capacity
- Extra clear, tempered, flat glass diffuser
- Die-cast aluminium trim painted
- Die-cast aluminium trim painted coated with AISI 316 stainless steel (versions INOX)
- Mains connection device WATER STOP
- Stainless steel external screws
- Recessed housing manufactured from technopolymer. Order separately
- Floor mounted luminaires are subject to harsh conditions during use. For proper use and safety, they must be correctly installed by qualified personnel and according to the manual instructions
- Do not install luminaires in sunken areas
- If the device is accessible to the public, it is advisable to ensure that the glass temperature is compatible with the prevailing local installation standards. The temperature is indicated on the website, on the data sheet of each item.
- Available with ON-OFF driver and dimmable DALI
- For RGBW versions contact the company
- Photometric data measure according to UNI EN 13032-4 and IES LM-79-08



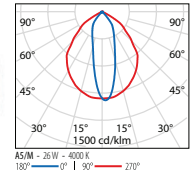
**WATER
STOP**



CRICKET+ 20 A/M

IK10 21J xx9

WATTAGE	CLASS	CEC	CRI	KELVIN	COS θ ≥ 0.9	OPTIC	OPTIC BEAM	LIGHTSOURCE LUMEN OUTPUT	LUMINAIRE LUMEN OUTPUT	L	B	LIFETIME	COLOR/ RAL	PART NUMBER
Power LED 220-240 V 50/60 Hz														
26 W	I	-	80	4000	✓	A5/M	-	2940 lm	1916 lm	90	10	94000 h	●	3108377
26 W	I	-	80	3000	✓	A5/M	-	2724 lm	1793 lm	90	10	94000 h	●	3108378
26 W	I	-	80	4000	✓	A5/M	-	2940 lm	1916 lm	90	10	94000 h	●	3108371
26 W	I	-	80	3000	✓	A5/M	-	2724 lm	1793 lm	90	10	94000 h	●	3108372



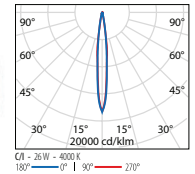
Power LED - dimmable DALI 220-240 V 50/60 Hz

26 W	I	-	80	4000	✓	A5/M	-	2940 lm	1916 lm	90	10	94000 h	●	3108389
26 W	I	-	80	3000	✓	A5/M	-	2724 lm	1793 lm	90	10	94000 h	●	3108390
26 W	I	-	80	4000	✓	A5/M	-	2940 lm	1916 lm	90	10	94000 h	●	3108383
26 W	I	-	80	3000	✓	A5/M	-	2724 lm	1793 lm	90	10	94000 h	●	3108384

CRICKET+ 20 C/I

IK10 21J xx9

WATTAGE	CLASS	CEC	CRI	KELVIN	COS θ ≥ 0.9	OPTIC	OPTIC BEAM	LIGHTSOURCE LUMEN OUTPUT	LUMINAIRE LUMEN OUTPUT	L	B	LIFETIME	COLOR/ RAL	PART NUMBER
Power LED 220-240 V 50/60 Hz														
26 W	I	-	80	4000	✓	C/I	-	2940 lm	2326 lm	90	10	94000 h	●	3108381
26 W	I	-	80	3000	✓	C/I	-	2724 lm	2177 lm	90	10	94000 h	●	3108382
26 W	I	-	80	4000	✓	C/I	-	2940 lm	2326 lm	90	10	94000 h	●	3108375
26 W	I	-	80	3000	✓	C/I	-	2724 lm	2177 lm	90	10	94000 h	●	3108376



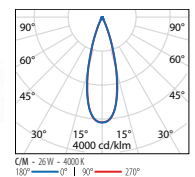
Power LED - dimmable DALI 220-240 V 50/60 Hz

26 W	I	-	80	4000	✓	C/I	-	2940 lm	2326 lm	90	10	94000 h	●	3108393
26 W	I	-	80	3000	✓	C/I	-	2724 lm	2177 lm	90	10	94000 h	●	3108394
26 W	I	-	80	4000	✓	C/I	-	2940 lm	2326 lm	90	10	94000 h	●	3108387
26 W	I	-	80	3000	✓	C/I	-	2724 lm	2177 lm	90	10	94000 h	●	3108388

CRICKET+ 20 C/M

IK10 21J xx9

WATTAGE	CLASS	CEC	CRI	KELVIN	COS θ ≥ 0.9	OPTIC	OPTIC BEAM	LIGHTSOURCE LUMEN OUTPUT	LUMINAIRE LUMEN OUTPUT	L	B	LIFETIME	COLOR/ RAL	PART NUMBER
Power LED 220-240 V 50/60 Hz														
26 W	I	-	80	4000	✓	C/M	-	2940 lm	2536 lm	90	10	94000 h	●	3108379
26 W	I	-	80	3000	✓	C/M	-	2794 lm	2373 lm	90	10	94000 h	●	3108380
26 W	I	-	80	4000	✓	C/M	-	2940 lm	2536 lm	90	10	94000 h	●	3108373
26 W	I	-	80	3000	✓	C/M	-	2794 lm	2373 lm	90	10	94000 h	●	3108374



Power LED - dimmable DALI 220-240 V 50/60 Hz

26 W	I	-	80	4000	✓	C/M	-	2940 lm	2536 lm	90	10	94000 h	●	3108391
26 W	I	-	80	3000	✓	C/M	-	2794 lm	2373 lm	90	10	94000 h	●	3108392
26 W	I	-	80	4000	✓	C/M	-	2940 lm	2536 lm	90	10	94000 h	●	3108385
26 W	I	-	80	3000	✓	C/M	-	2794 lm	2373 lm	90	10	94000 h	●	3108386

MANDATORY ACCESSORIES

DESCRIPTION	COLOR	PART NUMBER
CRICKET+ 20		
CONTROCASSA CRICKET+ 20		3111135



3111135